



INDUSTRIE II

132
CM BLADESPAN

INDOOR | CONTEMPORARY



WALL CONTROL

LIMITED
LIFETIME
MOTOR
WARRANTY


MOTOR SIZE: 172 mm x 15 mm

Installer's Choice® Three-Position Mounting System


Flush • Standard • Angled Ceiling



24542
Brushed Chrome finish with 3 Gray/Teak reversible blades



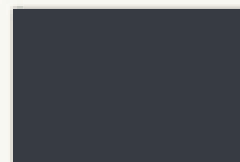
Gray



Teak



24545
Graphite finish with 3 Graphite/Chestnut reversible blades




Graphite




Chestnut



24547
White finish with 3 White/Maple reversible blades



White



Maple

| ENERGY INFORMATION | |
|--------------------|-----------------------------------|
| Airflow | 5,241 CFM at high speed |
| Electricity Use | 66 Watts at high speed |
| Airflow Efficiency | 80 CFM/Watts at high speed |

| DIMENSIONS AND MEASUREMENT (in centimeters) | | | |
|---------------------------------------------|----------|--------|-------|
| | STANDARD | ANGLED | FLUSH |
| A | - | - | - |
| B | 36.68 | 120.5 | 29.06 |
| C | 8.71 | 8.71 | 8.71 |
| D | 18.92 | 18.92 | 18.92 |
| E | 15.67 | 15.67 | 15.67 |

