



# Montana Rectangle 25mm Bevel Edge Mirror

## Includes Mirror Demister



Note: All dimensions are in millimetres (mm)

| Stock Code | Size (mm)     | Shape     | Edge       |
|------------|---------------|-----------|------------|
| MS9075GTD  | 900 x 750 x 5 | Rectangle | 25mm Bevel |

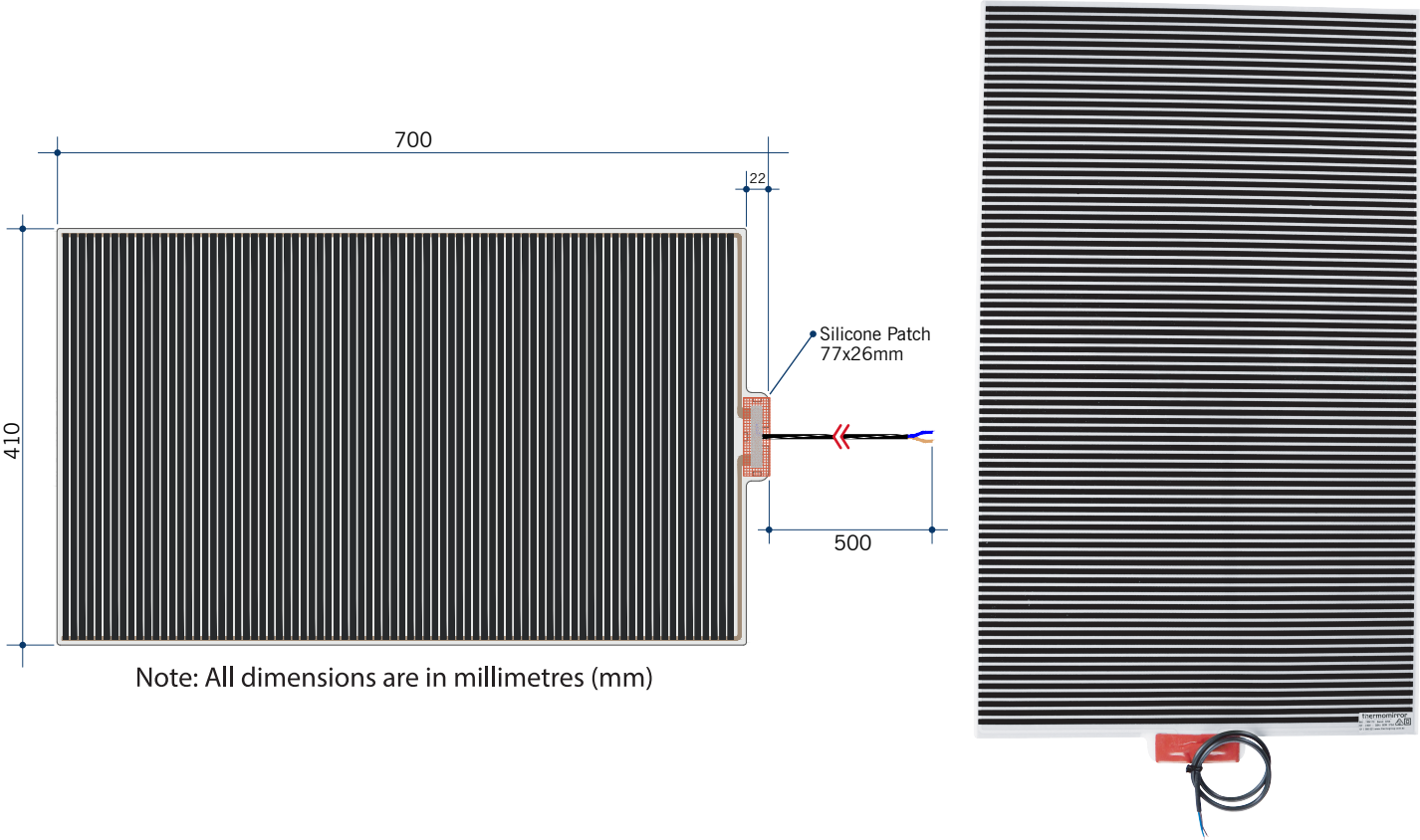


This product includes a mirror and Thermomirror demister. These are supplied as separate parts and the demister will need to be adhered to the back of the mirror prior to installation of the mirror. For details on the demister, please see next page.


Mirrors will need to be installed in accordance with the Installation Guide. Ablaze does not take responsibility for incorrect installation of these mirrors.

Thermomirror Mirror Demister

Ultra-thin Demister Pad for use on Bathroom Mirrors



| Stock Code | Size (mm) | Heat Output (W) | Voltage - Frequency |
|------------|-----------|-----------------|---------------------|
| TM4170     | 410 x 700 | 60              | 220 - 240V 50Hz     |



Thermomirror demisters must be installed by a qualified electrician.  
The demister cannot be cut, pierced or modified in anyway.